

# Portal

WAMPED 2010 Special



Portal  
THE UK'S ONLY  
MONTHLY MAGAZINE  
DEDICATED TO  
MINI PAINTING

# WAMPED! 2010



**BITZ BOX**



**FOUNDATIONS OF WAR**

Hasslefree  
Miniatures

GUILD OF  
HARMONY

**FOUR A MINIATURES**

Forland Studios



**Feldherr**

EL GRECO  
MINIATURES



URBAN WAR  
PAINTING COMPETITION

Rosemary & Co  
Quality Army Supplies

CASEMATE



# Portal

an insight into **WAMP**

The **ultimate** magazine for miniature painters



free to download the 16th of every month

Every month Portal brings you the best miniatures and amazing painting from some of the best painters in the world. It's also cram packed full of,

- ▶ tutorials & step-by-step guides
- ▶ news
- ▶ reviews
- ▶ wamp member profiles
- ▶ competitions
- ▶ latest releases
- ▶ wamp member gallery



[www.wamp-forum.com/portal](http://www.wamp-forum.com/portal)





# Contents

Terrain	5
Army Challenge	11
Hasslefree Miniatures	23
Guild of Harmony	29
Gaspez Arts	33
Urban Mammoth	35
Westwind Productions	39
4 A Miniatures	43
Largescale & Historical	45
General Category	52
Other Winners	69

## CREDITS

WAMP Founder and OGL

**Brett Johnson**

Layout & Portal Editor

**Shane Rozzell**

Proof Reader

**Martyn Dorey**

Contributors

**WAMPERS of the World  
united:)**

Contact Portal at

**portal@wamp-forum.com**

Welcome along to the first ever Portal supplement. This one is dedicated to the recent Wamped! Contest and will hopefully be the first of many! With 132 entries we felt it would be kind of cool to showcase them all together.

That's right every single entry is featured and there's even the odd write up from some of the category winners.

Having them all in one easy reference point really shows off the variety of the contest. Entries ranging from massive terrain pieces through historical busts to the plentiful 28mm stuff. It really is an eclectic mix and I hope you enjoy looking through them.

I want to take this opportunity to thank everyone that took the time to enter (many of you numerous times!) as well as leaving comments and ratings on the entries and voting for the winners. The feedback is just as important as the prizes (more so even) for many people and can be invaluable to help painters improve.

Secondly a big thank you to all the sponsors we had. Without their support we wouldn't have so many great prizes for the winners. All of them have great products and please help support them by checking out their ranges. Finally a big thank you to Shane for putting this together (though he's probably so keen because he won best In Show!!)

Hope you enjoy it folks,

Brett

Follow us on



Now Featuring



Material herein does not necessarily reflect the opinions of Portal Magazine staff who are not liable for said opinions. All textual copy has been taken from the Wargames and Miniatures Forum website. Artwork has also been either taken from Wargames and miniatures Forum or from company websites pertaining to the image and may not be reproduced (except for personal use) without prior written permission from the said author / artist. Most product names are trademarks owned by the companies that publish those products.

# Feldherr

Figure Cases



**10€**  
**Discount\***  
code:  
WAMP11

*\*only Feldherr.net until 20/05/2011; on all filled hard cases*

**Feldherr - simply and safely!**  
Find your local dealer on [www.feldherr.net](http://www.feldherr.net)



# TERRAIN

Industrial Terrain, 1st place  
by marcineczek0





40k Nid Infested City, 2nd Place  
by Kaine



Egyptian Processional  
by Undave



Chaos shrine  
by In Chigh

Powerslave  
by Undave







Schloss Spinnenetz  
by Undave



Snow Base  
by DaveyBoy





Display base for 40k squad  
by Sparks

The Beast's Dwelling  
by Belgian



The Cloud Tower  
by Belgian





# ARMY CHALLENGE



Stunties!!, 1st place  
by Orki





skaven army by ogreninja

15mm GZG Platoon  
by krimso





Goat Herd by snowdog




Lord Carver's Farrow by Dysartes




Black Oros  
by Cregan Tur



Lizardman Army  
by Shades



Menoth Faction  
by Shaps



Warmachine - Mercenarimaries  
by Dysartes







Orki's Space Wolves  
by Orki






WAB - Imperial Romans  
by Dysartes





Talion Pirates  
by Spellscape





KC's Army O' Rats  
by KittenCeleste




Lomar's Tyranid Army  
Lomar4976



Wendigo warband  
by funnymouth

Hordes - Trollbloods  
by Dysartes





Ultramarines  
by countersunk81



# HASSLEFREE MINIATURES

'GOOD v EVIL'

Well I must admit to being very surprised but totally delighted at winning. There were some absolutely wonderful entries in the Hasslefree category & I would like to thank Mark, Kevin & Sally at Hasslefree Miniatures for choosing my mini as the winning entry.

The figure itself was painted as part of the Scott Hockley Paint Along/Tutorial on the WAMP forum. I have to say that I didn't follow all the steps in the tutorial and used it more for reference & inspiration. Although I did follow the cat painting section quite closely.

For the painting I adapted the methods & colours used in the tutorial to my own style of painting. I tend to start with a fairly light base colour, then work in the shadows and highlights. I usually alternate between shading and highlighting in a bit of a random fashion with very diluted paints until I get the effect I am looking for.

I painted the face first as I tend to do with all my minis, I then painted the rest of the flesh areas and hair. After the flesh I painted the cat, which is beautifully sculpted and is full of character. I think painting the cat was the best part of the painting process for me. After painting the cat I moved onto the dress, apron, socks & shoes.

For the base I decided on a mushroom idea as in the



Alys and the Cat, 1st place  
by DaveyBoy



tutorial, but with a different take on it. The Mushrooms themselves were made from Magic Sculpt and painted with varying shades of yellows, oranges and reds as I thought it would compliment the blue of Alys's dress. The green foliage/grass is made from moss taken from the garden and simply glued to the base, then painted with different greens, yellows & browns.

Everything did not all go according to plan during this project as I managed to completely snap both of Alys's legs in half at the ankles whilst test fitting her to the base. This mishap occurred due to me not drilling deep enough for the pins in the legs and being a little heavy handed when test fitting Alys to the base. I managed to rectify this little disaster by drilling all the way up through both legs, inserting pins, gluing the feet back onto the pins, then filling the joints and re-modelling the ankles with Magic Sculpt.

The little incident with the legs aside I really enjoyed painting this mini and making the base. If it wasn't for the WAMP Paint Along/Tutorial I probably wouldn't have painted this particular figure so I would like to thank WAMP for organising it and thank Scott for his time, effort and inspiration.



Pirate Jen  
by BeePie



Witch Meg & Hubert  
by BeePie



Goblin Queen  
by Spellscape

Problem Child Alice  
by LadyArgent



Zomnie Hunter Kev  
by countersunk81

It's Lizmas!  
by RogerB



When good meets evil.....  
by Dysartes



Revenge  
by Sparks



Alys and the Pussycat by lactor





The Battle of Epping.... Prelude.  
by lacton





GUILD OF  
HARMONY



Eilwyn, Enchantress, 1st place  
by MaGie




First of all, let me start by saying that all the entries in this category were great! I had a hard time choosing my favourites.

When I first saw this miniature I knew I really wanted to paint her, I just love the elegant shapes of her body. I wanted the paintjob to emphasize her femininity so I decided to give her a very clean skin without harsh shades. I hadn't really imagined a colour scheme before I started painting, and just went with 'the flow.' That did involve changing some parts when it didn't turn out like I hoped...Ah well! Overall, I enjoyed painting this mini a lot, and it has taught me many things as well.

Cheers,  
MaGie



Shin Kyi, Burmese Priestess, 2nd place  
by PrawnPower





Nagrot Crook-Eye - Goblin Boss  
by LadyArgent



Omoklon  
by Wendy



Qing Long Dragon Warrior  
by Spark





GASPEZ  
ARTS

Folletto, 1st place  
by Sparks

I first became aware of both the site and competition at the same time through Platoon Britannica. I was impressed at the number of categories and spent a long time researching the companies involved, picking out a few select ones. This was back in November, so it was a little shocking actually starting the project in the last 2 weeks of the competition!

I ended up purchasing a couple of Gaspes models for the competition. I'd seen them on eBay for a long time and selected this little fella on the grounds that he wouldn't take me long and seemed to have quite a lot of character. I'm not sure what he's supposed to be, but I googled 'Folletto' to get some inspiration. I didn't really know what to do with his base, but I got the idea in my head that he was a powerful woodland mage of some sort. His base evolved out of this idea. I raised him a little to make him about the height of a normal mini, then added a pair of roots bursting out to make them appear as if they were under his control.



The painting side involved a surprising variety of techniques given his size. I purchased the Forge World pigments a while back, and used a variety of them on the muddy raised section, and I was able to undercoat the log he was sat on black, whilst the model himself was undercoated with Space Wolves Grey. I then shaded him down with various blues and turquoises. I also attempted to put a bit of Bleached Bone into the face and belly to add a bit of a variety. He was finished in a couple of hours over a few days. Despite being the only entry I was chuffed to find myself in issue 8 of Portal and as cheesy as this sounds, becoming involved in a great site with lots of helpful and welcoming people. Can't wait for the next competition!



# URBAN MAMMOTH

Syntha Biomech a.k.a. Alert! Alert!  
Subject FM-78 on the run! by  
Nameless

I'd chosen this particular sculpt for two reasons. It is one of the best sculpts in the Urban Mammoth range and it gives plenty of possibilities to showcase painter's skills - lot of skin, metal, mechanical parts, vials and cables pumping steroids or battle drugs to his blood system directly possible OSL here and there...

I'm not really familiar with Urban War universe, so I had to come up with my own background for this mini. From the beginning he was a mix of Robocop, Frankenstein's monster and V to me. Result of some inhuman experiments carried out to create ... I don't what

Syntha Biomech, 1st place  
by Nameless



exactly, universal soldier maybe? Anyway, here he is, escaping from his prison, ready to unleash his rage on anyone in his path...

As for the painting, I wanted to emphasize his exaggerated body build, hence the strong contrast there. This just called for use of NMM technique for his armour to push the cartoony feel even further. As for special effects, I used only glass vial effect as it supported the above background. I thought that OSL (though possible) would be just over the top here.


The base was supposed to show this old, hidden laboratory he was imprisoned in... showing some damages caused by our enraged hero.



Viridian Jungle Sniper, 2nd place  
by Orki



Major Icharus Trask  
by Orki



Synthia - 01  
by Orki

Artemis Class Alpha Biomech  
by DaveyBoy



Viridian Desert Marine  
by Orki



Viridian Swamp Sniper  
by Orki



WESTWIND  
PRODUCTIONS

Hans Von X, 1st place  
by Twosoc

For me, Hans von X was an easy choice. Who wouldn't like a half mechanical lumbering giant in a diving helmet? It gave me an opportunity to try out a few weathering techniques that I've never had chance to combine on one model. As he spends most of his time in the sea I really wanted to include as much rust as I could get away with, so anything I thought would be bare metal had a the full rust treatment while the surfaces that were painted received some streaking and pitting round the edges. The brass helmet was fun to do, the verdigris was a really watered down hawk turquoise applied to the whole helmet and left to run into the cracks, when dry the brass was re-highlighted and tiny scratches were added with silver. The lenses were picked out in electric blue, treated to a blue wash then highlighted up to white. When the model had been matt varnished the lenses were re-varnished in gloss to get a good shine.



I wanted the flesh to look sickly but not dead, he's still very much alive, so I started off with an electric blue base coat and mixed in medium sea grey until it was pure grey. Every so often there was a purple wash to add depth.

I figured the base would be any wreckage strewn about the Gibraltar Straight so I painted it entirely as rusty metal creating texture by sponging on the colours and building it up in layers. Overall it was a fun model to paint, there were a few tricky areas, but painting them as different metals helped differentiate them from each other nicely.





Sd.Kfz. 331/1 Hornet Panzer Mecha, 2nd place  
by Undave



Fujiwara, 3rd place  
by DaveyBoy



British 17 Pdr.  
by Twosoc



nazizeds by CoventryBoy

British Mg Teams  
by Twosoc





FOUR A  
MINIATURES

Rasta Gangsta, 1st place  
by Shaps



I had this model in mind as soon as the contest was announced; when I got the mini I knew that i wanted him to be a menacing bouncer blocking the door to any unscrupulous characters (mainly wamp members ☺). Originally i was on the lookout for a more sci fi type door with a small hatch, but couldn't really find anything that felt right and I wanted to get onto the next wamped model so I decided on a lord of the rings door and the base from my bitz box. This was the first dark skinned model that I had painted and I decided paint a blade style tattoo on his arm but my camera was nowhere near good enough to

pick it out. I was thinking of going for the blue jeans and white shirt combo but I decided to go with red trousers but i think it still matched the overall colour scheme fairly well. I struggled to come up with a colour for the holsters, I opened it up to the Wamp forum and as usual some helpful advice ensued, green seemed to be the front runner, which is exactly what I was going to do ☺. I really enjoyed the contest and a deadline certainly helped, as i normally just browse the forums and look at all the finely painted miniatures and torture myself as I have a long way to go before I display miniatures of that calibre.

thanks  
Shaps







LARGE SCALE  
& HISTORICAL

Silence the Guard, 1st place  
by lacton

Silence the Guard was an idea I had when I picked up Smart Max' "The Thumb" piece last year at Salute, and the guys gave me Winston the dog as a freebie. I had wanted to do something that involved the girl and the dog in some way, whilst depicting something that resembled the dark Victorian London setting of Smart Max' Smog game. I wanted to really cram some scenery into the relatively small space of one of their bases too. Once I started researching the scene I hit upon the idea of a gas lit night, but I wanted an inside/outside view too. So the girl became a dark assassin and the dog became either the guard or the guard's dog (you decide), and she has been sent in to kill them.... using SAUSAGES as bait for the dog of course! :)

The main thing with the painting of this was that I really wanted to push the ideas of OSL, but linking gas light with moon light - so all below the light was lit warm and yellow, whilst all above was lit cold and pale from the moon. It was quite difficult in technical terms, but a good learning process. The inside also had candle light, which I wasn't so happy with, but the relative "success" of the outside and the fun had building the cut away scene was still great fun and I was really pleased to pick up the win in this section.



Landsknecht  
by DaveyBoy



gigantic miniatures orc by ralfmetal

England, summer 1940  
by waghorn41





GM-Starship-Trooper  
by Shane Rozzell

Holding the line at Waterloo  
by Belgian





lady death  
by ralfmetal



General Robert E. Lee  
by Cregan Tur

Leonidas  
by Chameleon



Krigar  
by Shane Rozzell




Samurai  
by Darklord



Blackbeard  
by ralfmetal



hands off me booty!  
by ralfmetal



notanogrynhonest  
by ralfmetal



sweet madagascar by ralfmetal

Hurk  
by PrawnPower



Cornelius (In Yellow)  
by PrawnPower



# GENERAL

Cynwall Asadar, 1st place  
by Mochriedh



Hi!

My name is Angelica, I won 1st place in General category in WAMPED contest.

At first I want to thank Darklord and sponsors for this great contest.

Painting of this mini was a great challenge for me. My husband Artem aka "Landreth" told me once that it's impossible to paint Cynwall elves from Rackham with metallics, that they'll be too dark. We had a dispute and I decided to prove my

words by painting the Asadar, heavy armored elven fighter. His armor, even painted with bright metallics, adds weight to the miniature, so I tried to make his cloths and plume airy. I think some pink, yellow and beige suits nice for that. Cloths was the most difficult part of miniature.

This is my first 1st place ever, but I won not only in this category. Also I won in our little dispute:)

Cheers!

Mochriedh



Njal calls The Storm, 2nd place  
by Orki



Ikit Claw, 3rd place  
by PrawnPower



Major Dreadful, 4th place  
by Rolling J.

Notalive: Summoner  
by junex



Imperial Advisor Mk 2  
by ScottRadom



Barbarian Swordsman  
by Shane Rozzell



Beastlord  
by Sparks



Cygnar - Defender Heavy Warjack  
by Dysartes



The man, the legend - Drake MACBAIN!  
by Dysartes

Imperial Guard Commissar  
by Dysartes



Cyclops/Beastman conversion  
by snowdog





Scibor Dwarf  
by Darklord

wizard  
by snowdog



Faerie Emissary  
by Undave



Night Goblin Fanatic  
by Spellscape





Goblin Boss1  
By Spellscape



Night Goblin Boss  
By Spellscape



Grey Knight Terminator  
by Cregan Tur



Night Goblin Boss  
By Spellscape

Night Goblin Fanatic  
by Spellscape



Goblin shaman  
by Spellscape



Great Demon of Nurgle  
by marcineczek0



Night Goblin Fanatic  
by Spellscape



High Elf  
by Sparks



Jack Sparrow  
by MaGie



Under the cover of darkness  
by Belgian



Cygnar - Hammersmith Heavy Warjack  
by Dysartes

Killjoy  
by Shane Rozzell



Griffin Magistrate  
by MaGie



Giant Wolf  
by Nameless





Clan Wars - Naga Abomination  
by PrawnPower



Black Orcs  
by Cregan Tur

The Orksenal  
by Dr. Willett's Workshop



Predator Annihilator - Scratch build/conversion  
by Orki



Pixie Trickster  
by Dysartes



Reaper Dwarf  
by NeatPete





Reaper Wizard  
by NetePete



Space Wolf Rune Pries  
by Dysartes

Scibor- Dwarf Guardian  
by DaveyBoy



NMM Sanguinor  
by Sparks





Space Wolf Priest  
by Darklord



Beastman Shaman conversion  
by snowdog



Night Goblin Boss on Giant Squig  
by Spellscape



Cygnar - Commander Coleman Stryker  
by Dysartes





Succubus  
by dargin



techmarine  
by Shaps


Cygnar - Squire  
by Dysartes



Tehenuhuain, the two tailed prophet of Sotek  
by Sparks



Dwarf Thane  
by Dysartes



Security Bot  
by No Such Agency

WAMP Executioner MK.2  
by ScottRadom



Deathwing terminator  
by White tiger



Wastelander Grot  
by Orki



Winter Wonderland  
by Dysartes





OTHER  
WINNERS

Most Entries sponsored by [www.rosemaryandco.com](http://www.rosemaryandco.com)  
Dysartes (15 entries)



Best Conversion sponsored by [www.bitzbox.co.uk](http://www.bitzbox.co.uk)  
Orki (Nijal Calls The Storm)





Best Base sponsored by [www.bnsminiatures.co.uk](http://www.bnsminiatures.co.uk)  
1st place: PrawnPower (Cornelius)



Best Base sponsored by [www.bnsminiatures.co.uk](http://www.bnsminiatures.co.uk)  
2nd place: lacton (Silence The Guard)







Best in Show sponsored by  
[www.feldherr.net](http://www.feldherr.net)  
[www.casematepublishing.co.uk](http://www.casematepublishing.co.uk)  
[www.bnsminiatures.co.uk](http://www.bnsminiatures.co.uk)  
[www.guildofharmony.com](http://www.guildofharmony.com)

Overall Champion: shanerozell (Krigar)





Best in Show sponsored by  
[www.feldherr.net](http://www.feldherr.net)  
[www.casematepublishing.co.uk](http://www.casematepublishing.co.uk)  
[www.bnsminiatures.co.uk](http://www.bnsminiatures.co.uk);  
[www.guildofharmony.com](http://www.guildofharmony.com)

Runner Up: lacton (Battle of Epping)

Best in Show sponsored by  
[www.feldherr.net](http://www.feldherr.net)  
[www.casematepublishing.co.uk](http://www.casematepublishing.co.uk)  
[www.bnsminiatures.co.uk](http://www.bnsminiatures.co.uk);  
[www.guildofharmony.com](http://www.guildofharmony.com)

3rd place: Orki (Stu...)



# WAMP 2011

**4th June 2011**  
@ Maelstrom Games, Mansfield, UK  
Opens 11am

The first 100 people through the door will each receive a free limited release miniature courtesy of studio miniatures.

We have great pleasure in announcing that on Saturday June 4th 2011 we will host our very first real life event. Wamp 2011 will be a painting contest featuring top class judges and is a chance for some of us to get together and showcase the talent we have on Wamp and there will be some nice prizes on offer.

[www.wamp-forum.com/wamp2011](http://www.wamp-forum.com/wamp2011)

## FOUNDATIONS OF WAR

We produce a great range of resin bases, scenery, and accessories. Including an ever growing range of metal base decorations to add that extra spark to your models.



For our complete range, why not visit  
[www.foundationsofwar.co.uk](http://www.foundationsofwar.co.uk) and  
[www.hirst-arts.co.uk](http://www.hirst-arts.co.uk)

Miniatures from the  
Near Future & Fantasy for  
Wargaming & Collecting.

## FOUR A MINIATURES



[www.fourminiatures.com](http://www.fourminiatures.com)

### OFFENSIVE MINIATURES

See us at Salute 2011 Stand TK08

Following on from the success of our US Paras range we are pleased to announce a new addition to our Elite Range the "Green Devils" the Elite German Parachute troops of WWII.

There will be over 70 different figures with a variety of headgear and weapons, enabling you to model early war to late war actions. Forthcoming releases include STG 44 armed figures, FG42 pack, as well as character figures.

[www.offensiveminatures.com](http://www.offensiveminatures.com)  
PO Box 144, Stockport, Cheshire, SK9 5AE, United Kingdom

## BITZ BOX

Warhammer and 40k  
plastic and resin bits  
straight off the sprue

Bitzbox are the UKs leading  
plastic bits service.

Free shipping on all orders  
over £20.00 worldwide

We would like to thank the following companies for making the contest possible.

Foundations of War

Exilesjib Painting

Hasslefree Miniatures

Guild of Harmony

Gaspez Arts

Urban Mammoth

West Wind Productions

Four A Miniatures

El Greco Miniatures

MAXMINI

Rosemary & Co

Bitz Box

BNS Miniatures

Casemate Publishing

Feldherr

A special thank you go to,

Morland Studios

Offensive Miniatures